












METRIC – CARBIDE INSERTED THREDFLOERS AND THREDSHAVERS

TAP SIZE	IMAGE	SERIES	DESCRIPTION	BLANK	# FLUTES	CHAMFER	COATING	CLASS 6H	
								D #	EDP #
M3.5 X .6		BOTTOM	THREDFLOER	ANSI CNC	-	2.5	BRIGHT	7	17897-010
M4 X .7		BOTTOM	THREDFLOER	ANSI CNC	-	2.5	BRIGHT	7	18097-010
M5 X .8		BOTTOM	THREDFLOER	ANSI CNC	-	2.5	BRIGHT	8	18298-010
M6 X 1.0		BOTTOM	THREDFLOER	ANSI CNC	-	2.5	BRIGHT	9	18499-010
		DIN	DIN – THREDFLOER	DIN371	-	2.5	BRIGHT	9	18599-010
		BX620	STRAIGHT FLUTE CAST IRON	ANSI CNC	3	2	BRIGHT	5	55105-010
			STRAIGHT FLUTE CAST IRON-COOLANT THRU	ANSI CNC	3	2	BRIGHT	5	55105-0H0
		BX630	DIN – STRAIGHT FLUTE CAST IRON	DIN371	3	2	BRIGHT	5	55205-010
			DIN – STRAIGHT FLUTE CAST IRON-COOLANT THRU	DIN371	3	2	BRIGHT	5	55205-0H0
M8 X 1.25		BOTTOM	THREDFLOER	ANSI CNC	-	2.5	BRIGHT	10	18690-010
		DIN	DIN – THREDFLOER	DIN371	-	2.5	BRIGHT	10	18700-010
		BX620	STRAIGHT FLUTE CAST IRON	ANSI CNC	4	2	BRIGHT	5	55115-010
			STRAIGHT FLUTE CAST IRON-COOLANT THRU	ANSI CNC	4	2	BRIGHT	5	55115-0H0
		BX630	DIN – STRAIGHT FLUTE CAST IRON	DIN371	4	2	BRIGHT	5	55215-010
			DIN – STRAIGHT FLUTE CAST IRON-COOLANT THRU	DIN371	4	2	BRIGHT	5	55215-0H0

CARBIDE INSERTED METRIC

METRIC – CARBIDE INSERTED THREDFLOERS AND THREDSHAVERS – CONTINUED

TAP SIZE	IMAGE	SERIES	DESCRIPTION	BLANK	# FLUTES	CHAMFER	COATING	CLASS 6H	
								D #	EDP #
M10 X 1.5		BOTTOM	THREDFLOER	ANSI CNC	-	2.5	BRIGHT	11	18871-010
		DIN	DIN – THREDFLOER	DIN371	-	2.5	BRIGHT	11	18881-000
		BX620	STRAIGHT FLUTE CAST IRON	ANSI CNC	4	2	BRIGHT	6	55126-010
			STRAIGHT FLUTE CAST IRON-COOLANT THRU	ANSI CNC	4	2	BRIGHT	6	55126-0H0
		BX630	DIN – STRAIGHT FLUTE CAST IRON	DIN371	4	2	BRIGHT	6	55226-000
			DIN – STRAIGHT FLUTE CAST IRON-COOLANT THRU	DIN371	4	2	BRIGHT	6	55226-0J0
M12 X 1.75		BOTTOM	THREDFLOER	ANSI CNC	-	2.5	BRIGHT	12	19072-000
		DIN	DIN – THREDFLOER	DIN376	-	2.5	BRIGHT	12	19082-000
		BX620	STRAIGHT FLUTE CAST IRON	ANSI CNC	4	2	BRIGHT	6	55136-000
			STRAIGHT FLUTE CAST IRON-COOLANT THRU	ANSI CNC	4	2	BRIGHT	6	55136-0J0
		BX630	DIN – STRAIGHT FLUTE CAST IRON	DIN376	4	2	BRIGHT	6	55236-000
			DIN – STRAIGHT FLUTE CAST IRON-COOLANT THRU	DIN376	4	2	BRIGHT	6	55236-0J0

CARBIDE INSERTED
METRIC

BALAX SERIES BX620 (ANSI) AND BX630 (DIN)

Carbide Inserted Cast Iron Thredshavers are designed to provide extended tap life in cast iron production tapping applications.

Coolant-Thru Carbide Inserted Cast Iron Thredshavers are available to improve chip evacuation and tap life.